

SBE - Open Style, Copper Wound - SBE performance in larger VA (1500 - 5000) sizes

The open style SBE Series provides voltage regulation in excess of NEMA recommendations without exceeding 55°C rise. These higher power capacity transformers are the best choice when 80% or more of the load components are electromagnetic devices.

Features

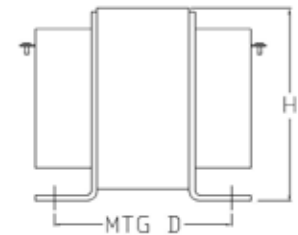
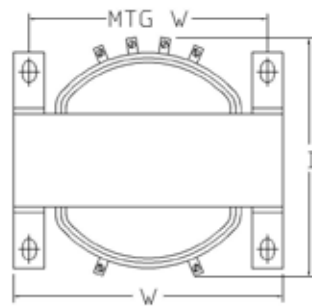
- Interleaved copper windings reduce I²R losses and maximize efficiency.
- Ratings 60 Hz unless noted 50/60 Hz
- Meets or exceeds electrical requirements of NEMA, ANSI, NMTBA and JIC
- 55°C rise, 105°C insulation system
- High quality silicon steel core

**Certifications and Compliances**

- Listed: E77014
- UL 506
- Certified LR14328-4
- CSA C22.2 No. 66
- RoHS Compliant

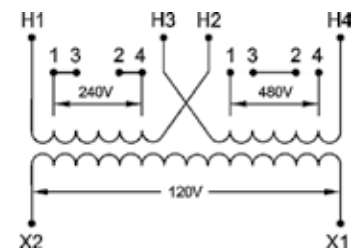
Related Products

- Linear Power Supplies
- DIN Rail DC Power Supplies
- Constant Voltage Transformers

SBE Design Type (SZ0)**Selection Table**

Group 1 – 240 X 480 Volt Primary, 120 Volt Secondary 60 Hz
230 X 460 Volt Primary, 115 Volt Secondary 50/60 Hz
220 X 440 Volt Primary, 110 Volt Secondary 50/60 Hz

VA	Catalog Number	Height in (mm)	Width in (mm)	Depth in (mm)	Mtg Width in (mm)	Mtg Depth in (mm)	Slot Size in (mm)	Approx. Ship Weight lbs (kg)
1500	Y1500	6.25 (158.8)	6.75 (171.5)	8.75 (222.3)	5.75 (146.1)	6.38 (162.1)	.44 x .69 (11.2 x 17.5)	43.0 (19.55)
2000	Y2000	6.25 (158.8)	6.75 (171.5)	10.00 (254.0)	5.75 (146.1)	7.75 (196.9)	.44 x .69 (11.2 x 17.5)	55.0 (25.00)
3000	Y3000	8.00 (203.2)	9.00 (228.6)	9.63 (244.6)	8.00 (203.2)	6.00 (152.4)	.44 x .69 (11.2 x 17.5)	74.0 (33.64)
5000	Y5000	8.00 (203.2)	9.00 (228.6)	12.00 (304.8)	8.00 (203.2)	8.75 (222.3)	.44 x .69 (11.2 x 17.5)	120.0 (54.55)



Note: Fuse holders are not available for this voltage configuration.